

How to use Canvas for Frisco ISD Online Tutorials

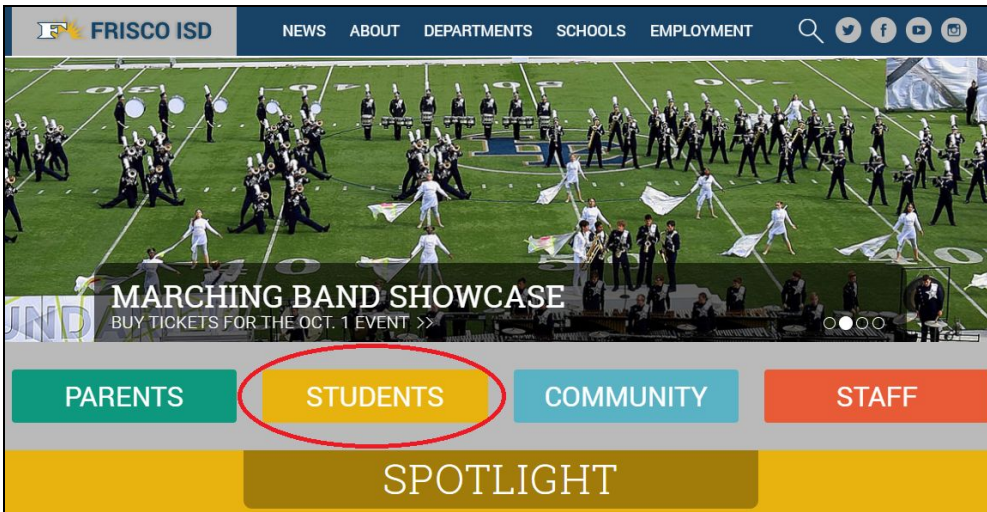
Canvas

To access online tutorials, you will use a software called Canvas. Canvas is free for all FISD students and all FISD students already have a Canvas account. We will use this software as a platform for online tutorials. Below are step-by-step instructions to access Canvas.

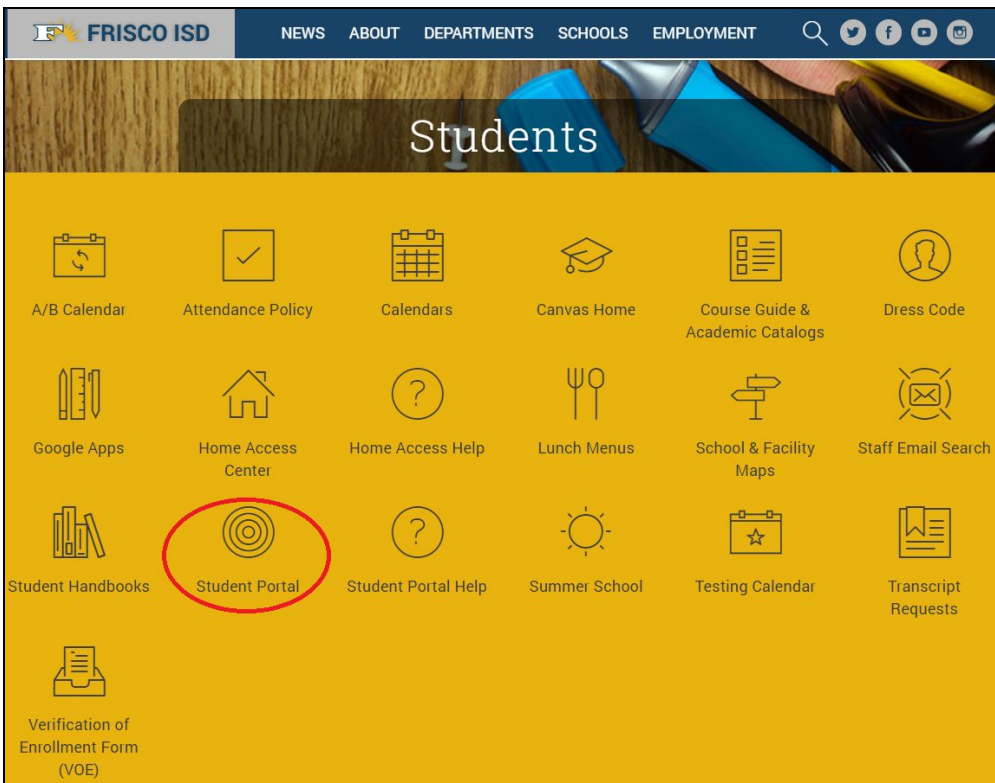
Accessing Canvas

Visit: [Frisco ISD District Website](#)

Click on the **Yellow** Students Button




Click on the **Student Portal** Link




Log into the Student Portal

Username: **Student ID#**

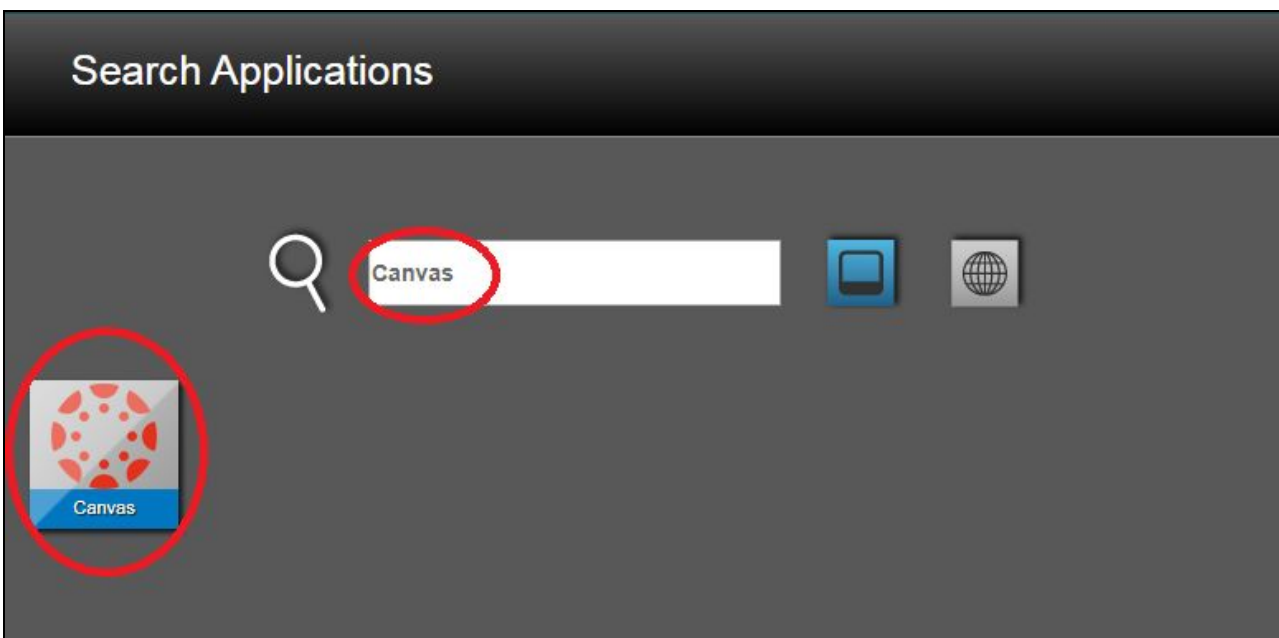
Password: **Student Birthday, MM/DD/YYYY**



Click on the **White Magnifying Glass** at the Top Left



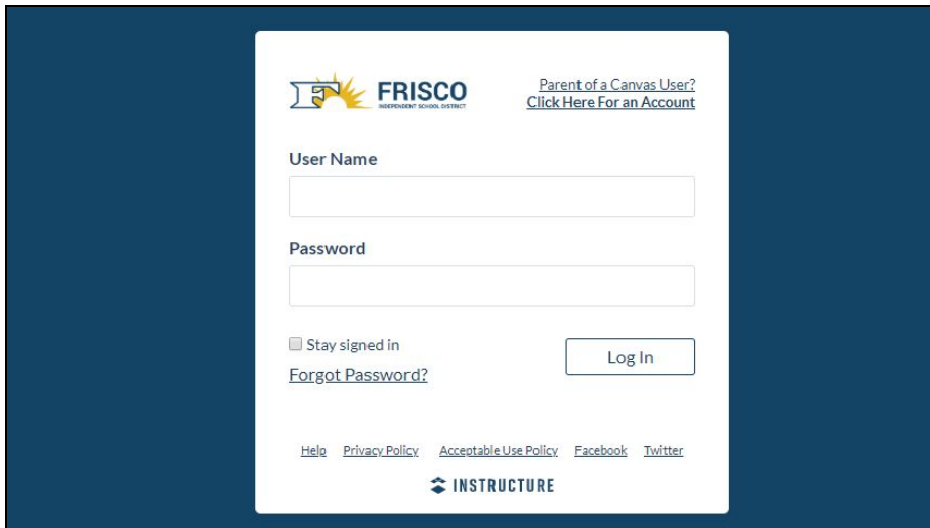
Search for the word **Canvas** and Click on the Canvas icon



Log into Canvas


Username: **Student ID#**

Password: **Student Birthday, MM/DD/YYYY**



The image shows the Canvas login page for FRISCO. At the top left is the FRISCO logo with the tagline "INDEPENDENT SCHOOLS. UNITED." To the right of the logo are links for "Parent of a Canvas User?" and "Click Here For an Account". Below these are two input fields: "User Name" and "Password". Under the "Password" field is a checkbox for "Stay signed in" and a "Log In" button. A link for "Forgot Password?" is located below the "Stay signed in" checkbox. At the bottom of the page are links for "Help", "Privacy Policy", "Acceptable Use Policy", "Facebook", and "Twitter", along with the INSTRUCTURE logo.

When you first log in to Canvas, your Dashboard will be blank, but after you have enrolled in courses, this is where your courses will appear.



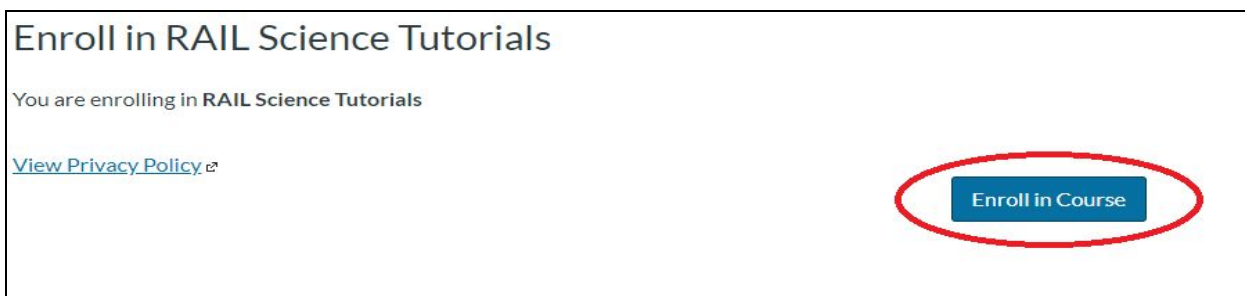
The image shows the Canvas Dashboard. On the left is a dark sidebar with icons and labels for "Account", "Dashboard", "Courses", "Calendar", "Inbox", and "Commons". The main area is titled "Dashboard" and is currently blank. A vertical ellipsis menu icon is visible in the top right corner of the main area.

Enrolling in Canvas Courses

How to Enroll in Canvas Courses

Now that you know how to access Canvas, enrolling in courses is easy!

All you have to do to enroll in Canvas Online Tutorials is click on a link and enroll
Self-Enrollment into Frisco RAIL Tutorial Canvas Course: [Frisco RAIL Tutorials](#)




The image shows a confirmation page for enrolling in RAIL Science Tutorials. The heading is "Enroll in RAIL Science Tutorials". Below the heading is the text "You are enrolling in RAIL Science Tutorials". There is a link for "View Privacy Policy" with an external link icon. A blue button labeled "Enroll in Course" is circled in red.

Frisco RAIL Tutorials Home Page

Below is the page you should see after following the link above and enrolling. On this page, you will see the different online content tutorials offered by FISD. On the next page, we will learn how to enroll in class and join an online tutorial.



Frisco RAIL Tutorials



Welcome to Frisco RAIL tutorials! On this page you will have access to live tutorials via ZOOM with Frisco ISD teachers. Below are the tutorials we offer. Click on the subject you want more information about.







If you prefer using a mobile device you can download the ZOOM app here:



Subject	Teacher	Classes	Tutorial Day	Tutorial Time	Weekend Dates
	 Mrs. Andrews	English I and IV	Thursdays	7 - 8 pm	3 pm: 9/29, 10/27, 11/17, 12/15
	 Ms. Reeves	English II and III	Tuesdays	7 - 8 pm	8 pm: 10/6, 11/10, 12/1
	 Mrs. Rice	Geom, Alg II, and Pre-Cal	Tuesdays	8 - 9 pm	6 pm: 9/22, 10/13, 11/10, 12/8

Enrolling in online Tutorials for the subject you need. (EX: Social Studies)

From the Home Page, scroll down to the subject that you need online tutoring for. Click on the Book icon on the left to access online tutoring for Social Studies.

	 Mr. Voth	Physics, IPC, Chemistry	Thursdays	8 - 9 pm	1 pm: 9/28, 10/26, 11/16, 12/7
	 Mr. Hawley	World Geography World History US History Government Economics Psychology Psychology	Tuesdays	6:00 - 7:00 pm	9:00am: 09/28, 10/26, 11/16, 12/14
	 Ms. Carlisle	PE, Health, and Study Skills	Tuesday	9 - 10 pm	10 am: 10/19, 11/9, 12/7, 12/14

Courses Offered ←

When you click on the Book icon, it will prompt you to enroll in Frisco RAIL Social Studies Tutorials. Enroll in the course by clicking on the **blue enroll button**, like you did above.

Enroll in Frisco RAIL Social Studies Tutorials

You are already enrolled in Frisco RAIL Social Studies Tutorials.

[Go to your Dashboard](#)

[Enroll in Course](#)

Online Tutorials Course Home Page

When you enroll in the content-specific course of your choice, you will see the home page.


On this page you will be able to see the following information:

- Teacher Name: Mr. Hawley
- Bitmoji of Teacher (Click on it to access Bulb page to learn more about them)
- Example: [Mr. Hawley's Bulb Page](#)
- Courses offered by teacher
- Time/Day for weekly Tutorials
- **The link to access Online Tutorials**

Frisko RAIL Social Studies Tutorials

Welcome to Mr. Hawley's Social Studies Tutorials. Every Tuesday from 6:00 to 7:00PM we will hold live tutorials on Zoom. We also have open discussions in the Discussions tab. Feel free to ask your questions and we will do our best to address them on our next live session.

[Click Here](#) for a list of helpful History videos if I am unavailable.



Mr. Hawley

All Social Studies Classes, including Psychology and Sociology

Tuesdays - 6:00-7:00PM

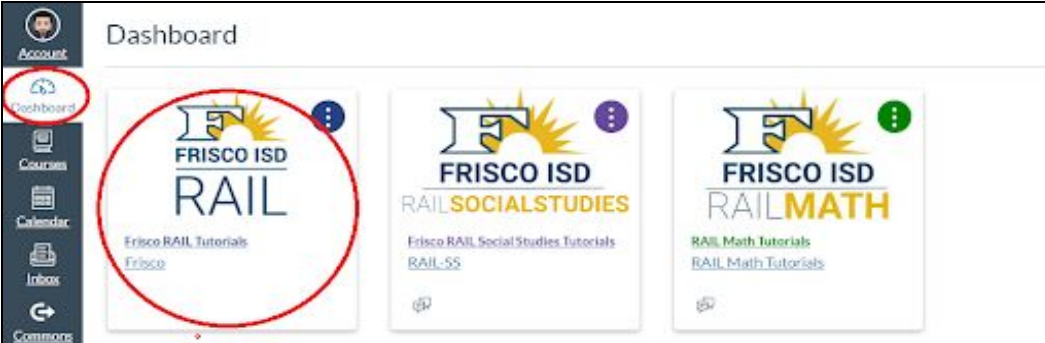
Zoom Tutorials: [Click Here](#)

Zoom Meeting ID: 469-633-6597

Your Dashboard After Enrollment

Now that you have enrolled in your content-specific online classes, you will now see them on your dashboard. Simply click on the class and it will take you right to that teacher's home page.

Dashboard



Account




Dashboard

Courses

Calendar

Inbox

Commments



Joining a Zoom Online Tutorial

Zoom

Zoom is an online meeting software that FISD will use to deliver online tutorials on Canvas. The software is free to download and use for all FISD students. Zoom allows online video tutorials between students and teachers. It allows for audio/video lessons and direct interaction between teachers and students in real-time.

Joining a Zoom Tutorial

Click on the "Click Here" link next to Zoom Online Tutorials.

All Social Studies Classes, including Psychology and Sociology

Tuesdays - 6:00-7:00PM

Zoom Tutorials: [Click Here](#) ↗

Zoom Meeting ID: 469-633-6597

Next, follow on-screen instructions to join Zoom Meeting. Zoom will attempt to download on your computer, allow it do download. Click on the download when Zoom prompts to start Zoom. If other methods are not working, click on the section

Zoom will ask you to download software, accept it and download. Open it when it tells you to.

Launching...

If you cannot download for some reason, click on the "Start from browser" link circled in red.

Please click Open Zoom Meetings if you see the system dialog.

If nothing prompts from browser, [click here](#) to launch the meeting, or [download & run Zoom](#).

If you cannot download or run the application, [start from your browser](#).

OPTIONAL

Using Zoom and Canvas on a Phone or Tablet

Would you rather access Zoom tutorials from a phone or tablet? If you would, you are in luck because Zoom and Canvas have apps for both Apple and Android that will allow you to do just that!

Zoom App - Live Tutoring on your Phone or Tablet

The easiest way to access the app would be to open your app store and type in Zoom. The icon will be a white camera on a field of blue.



If you for some reason cannot find the application on your device's app store, below you can find direct links to the app for both Apple and Android devices.

Zoom App - [Apple Appstore](#)

Zoom App - [Google Play Store](#)

Canvas App - An easier way to access your Canvas Online Tutorials

You could follow the lengthy steps above to access Canvas on your phone, or you can download the Canvas App on your phone to access your classes much more quickly.

Again, the best way to find the Canvas app is to search for it on your device's app store. There are two versions of the Canvas app, Canvas Teacher and Student, you want the Canvas Student app. The app icon will be a red circular design on a white background.



If you for some reason cannot find the application on your device's app store, below you can find direct links to the app for both Apple and Android devices.

Canvas Student - [Apple Appstore](#)

Canvas Student - [Google Play Store](#)