

# Accessing Student STAAR Results

**Step 1:** Click on the following link: <https://texasassessment.com/>

**Step 2 A:** If you know your student's access code, enter it in the proper field along with their date of birth and log in to the Student Portal.

**LEARN MORE ABOUT YOUR CHILD'S SCORE**

Log in to the secure student portal to learn more about your child's score and how to help improve it.

Unique Student Access Code

Student's Date of Birth

**LOG IN TO STUDENT PORTAL** 🔒

→ Find My Unique Student Access Code

**Step 2 B:** If you do not know your student's access code, click on the "Find my Unique Student Access Code" link. From here, you will need to enter your child's first name, their Social Security Number (no dashes) **or** State ID (This starts with a S, followed by 8 digits) along with their date of birth and click on the Go button. Your student's access number will appear. Click on the Go button next to the access code.

**LEARN MORE ABOUT YOUR CHILD'S SCORE**

Log in to the secure student portal to learn more about your child's score and how to help improve it.

Unique Student Access Code

Student's Date of Birth

**LOG IN TO STUDENT PORTAL** 🔒

→ Find My Unique Student Access Code

Lookup Student Access Code:

**Go**

▶ Where's my access code?

▶ Cancel Lookup Student Access Code

Enter access code and student's date of birth:


Access Code Lookup Successful

[Go](#)

[Where's my access code?](#)

[Lookup Access Code](#)

**Step 3:** To view more detailed information, click on the actual subject and it will open tabs that will allow you to explore the test results.


 **Texas Assessment Data Portal**

Welcome,

[Help](#) [Ver en español](#) [Sign Out](#)


[Understanding the STAAR Report Card](#)



---

 **Want to learn more about the STAAR Report Card?**  
Visit [TexasAssessment.com](http://TexasAssessment.com) to learn all about the new report and what you can do to help your child succeed.

[Learn More](#)







---

 **Testing History For**

 [Download Report Card\(s\)](#)  [Filter Tests](#)

---

**2017-18 School Year**

 STAAR Grade 5  <b>Reading</b>	COMSTOCK EL (043-905-132) <b>April 2018</b>	<b>Performance</b>  <b>Masters Grade Level</b>
 STAAR Grade 5  <b>Mathematics</b>	COMSTOCK EL (043-905-132) <b>April 2018</b>	<b>Performance</b>  <b>Masters Grade Level</b>

---

**2016-17 School Year**



[redacted] results for

PEIMS: [redacted]



## STAAR Grade 5 Reading

Taken in April 2018 at COMSTOCK EL (043-905-132)

 [Test History](#)

 [Test Results](#)

 [Detailed Results](#)

 [Test Questions](#)