

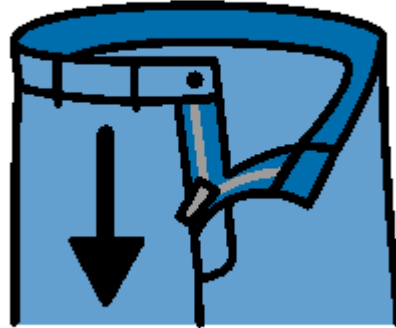
# Using the Urinal

**Instructions: Simply print out and assemble into a book. Read the book to the student before he goes to the restroom. Also, if you are in a facility that would accommodate this, you may want to assemble the pictures into a sequence strip, laminate, and post on the wall above the urinal. This allows for easy picture reference for the student.**

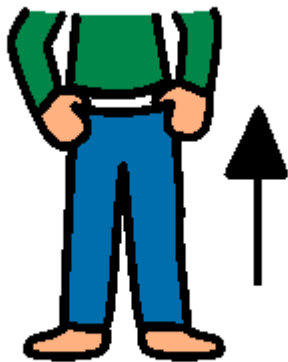
Using the Urinal



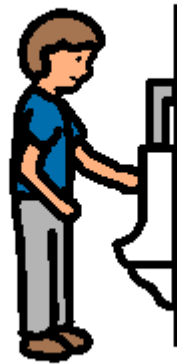
Unzip pants.



Keep pants on my behind.



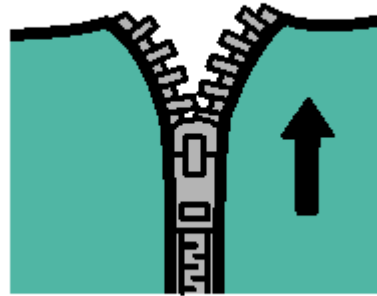
Stand facing urinal.



Pee in urinal.



Zip up pants.



Flush the urinal.



Wash hands.

