


GENERAL FUND BUDGET UPDATE

REVENUE

% OF BUDGET RECEIVED BY SOURCE



To date, we have spent 66% of the General Fund budget, and we have only received 89% of the expected revenue for the year. Comparatively, by March 31, 2021, we had spent 69% of the General Fund Budget, and we had received 93% of the total revenue for FY 2021.

EXPENDITURES

BY OBJECT

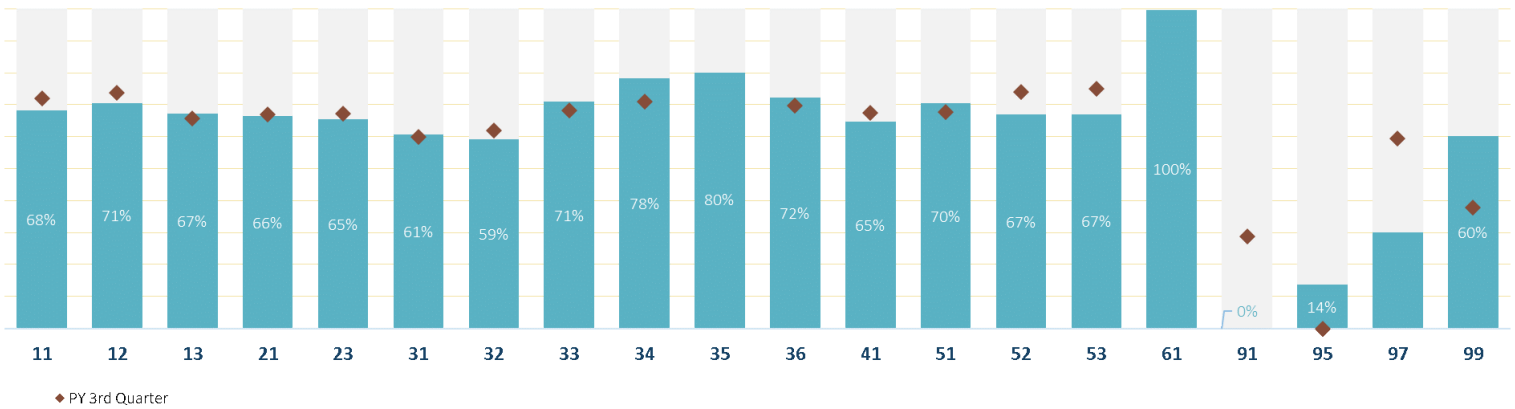
OBJECT	TOTAL SPENT	% OF BUDGET
Payroll	\$ 374 Million	69%
Professional & Contracted Services	\$ 62 Million	62%
Supplies & Materials	\$ 10 Million	46%
Other Operating Expenses	\$ 20 Million	41%
Capital Outlay	\$ 1 Million	78%

FUNCTIONAL SPENDING

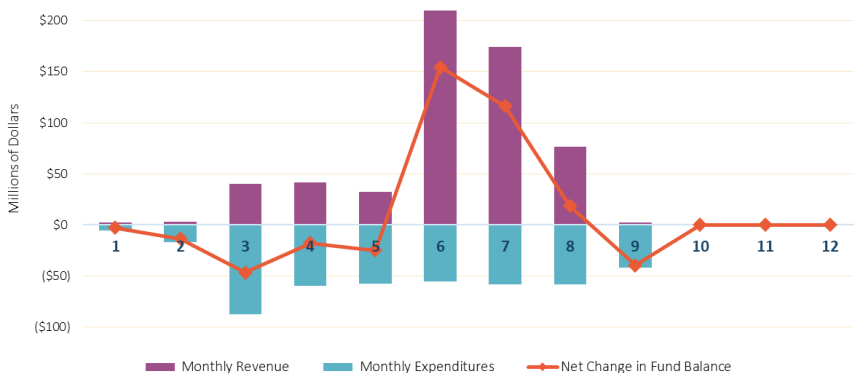
% OF BUDGET SPENT BY FUNCTION

AVERAGE MONTHLY EXPENDITURES THIS QUARTER

\$53 M



CHANGE IN FUND BALANCE



FY22 Beginning Fund Balance	\$ 249,521,421
Revenues	583,343,162
Expenditures	438,368,372
3.31.2022 Fund Balance	\$ 394,496,211

54% UNASSIGNED 3.31.2022 ENDING FUND BALANCE AS A % OF BUDGET

Note: The information presented is a snapshot of the quarter before the final accounting period was closed.