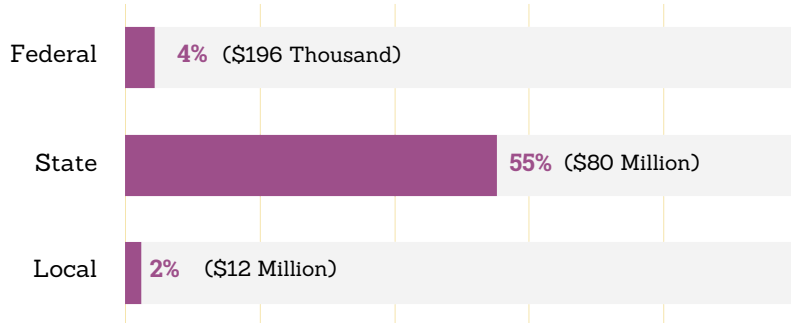


GENERAL FUND BUDGET UPDATE

REVENUE

% OF BUDGET RECEIVED BY SOURCE



To date, we have spent 42% of the General Fund budget, but we have only received 14% of the expected revenue for the year. Comparatively, by December 31, 2020, we had spent a similar portion (43%) of the General Fund Budget, and we had received 20% of total revenue for FY 2021.

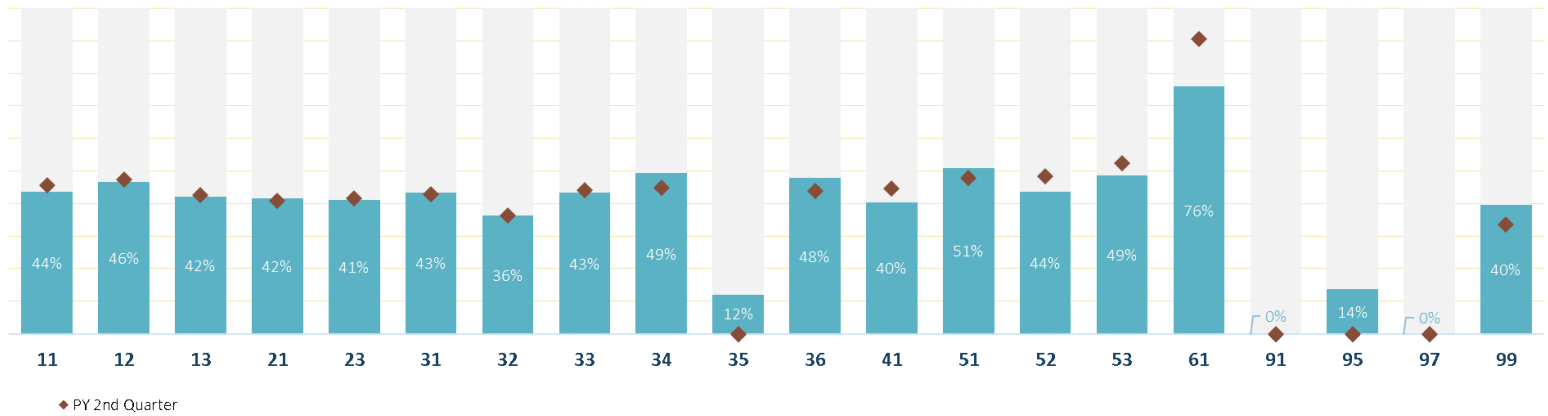
EXPENDITURES

BY OBJECT

OBJECT	TOTAL SPENT	% OF BUDGET
Payroll	\$ 236 Million	44%
Professional & Contracted Services	\$ 22 Million	42%
Supplies & Materials	\$ 8 Million	37%
Other Operating Expenses	\$ 9 Million	18%
Capital Outlay	\$ 900 Thousand	63%

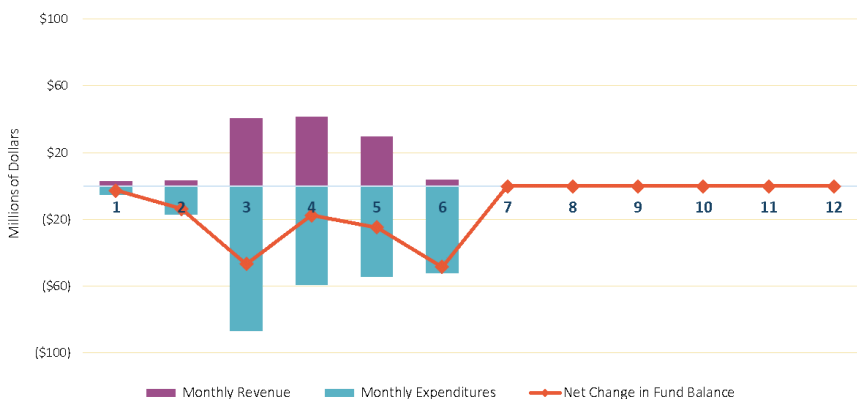
FUNCTIONAL SPENDING

% OF BUDGET SPENT BY FUNCTION



AVERAGE MONTHLY EXPENDITURES THIS QUARTER **\$55 M**

CHANGE IN FUND BALANCE



FY22 Beginning Fund Balance	\$ 249,521,421
Revenues	121,953,196
Expenditures	275,792,371
12.31.2021 Fund Balance	\$ 95,682,246

8.4% UNASSIGNED 12.31.2021 ENDING FUND BALANCE AS A % OF BUDGET

Note: The information presented is a snapshot of the quarter before the final accounting period was closed.