

FRISCO INDEPENDENT SCHOOL DISTRICT

COVID-19 UPDATE

Revised Disease Activity Level Metrics and
Updated Case Data



Disease Activity Level Metrics

AVERAGE DAILY NEW CASES

7-day rolling average of daily new Frisco ISD student and staff cases across the district

CASE TREND

Trend in rolling average of daily new Frisco ISD student and staff cases over the 14 days

CLOSE CONTACT POSITIVE RATE

Percent of Frisco ISD staff or students with on-campus close contacts and no known external exposure who test positive within 14 days of close contact

AVERAGE CONCENTRATION OF DAILY CASES

Number of new cases reported by the average campus in Frisco ISD each day

SUBSTANTIAL

**ONE OR MORE
OF THESE ARE
TRUE**

Average Daily new cases is 30 or more

Close Contact Positive Rate is 5.1% or more

Average Concentration of Daily Cases is 5.1 or more

MODERATE

Whenever the Disease Activity Level does not meet the criteria for Minimal or Substantial, it will be classified as moderate

MINIMAL

**ALL OF THESE
ARE TRUE FOR
TWO
CONSECUTIVE
WEEKS**

Average Daily New Cases is 9 or less

Case Trend is STABLE or DECREASING

Close Contact Positive Rate is 2.0% or less

Average Concentration of Daily Cases is 2 or less

DETERMINING DISEASE ACTIVITY LEVEL





FRISCO ISD CASE DATA

PRIOR TO HALLOWEEN

7-Day average daily new cases were stable at about 10 for most of October

HALLOWEEN SPIKE

In the first 8 days of November, average new cases increased from 10 to 26

CURVE FLATTENING

From November 8 to November 27, average daily new cases decreased to 17.

THANKSGIVING SPIKE

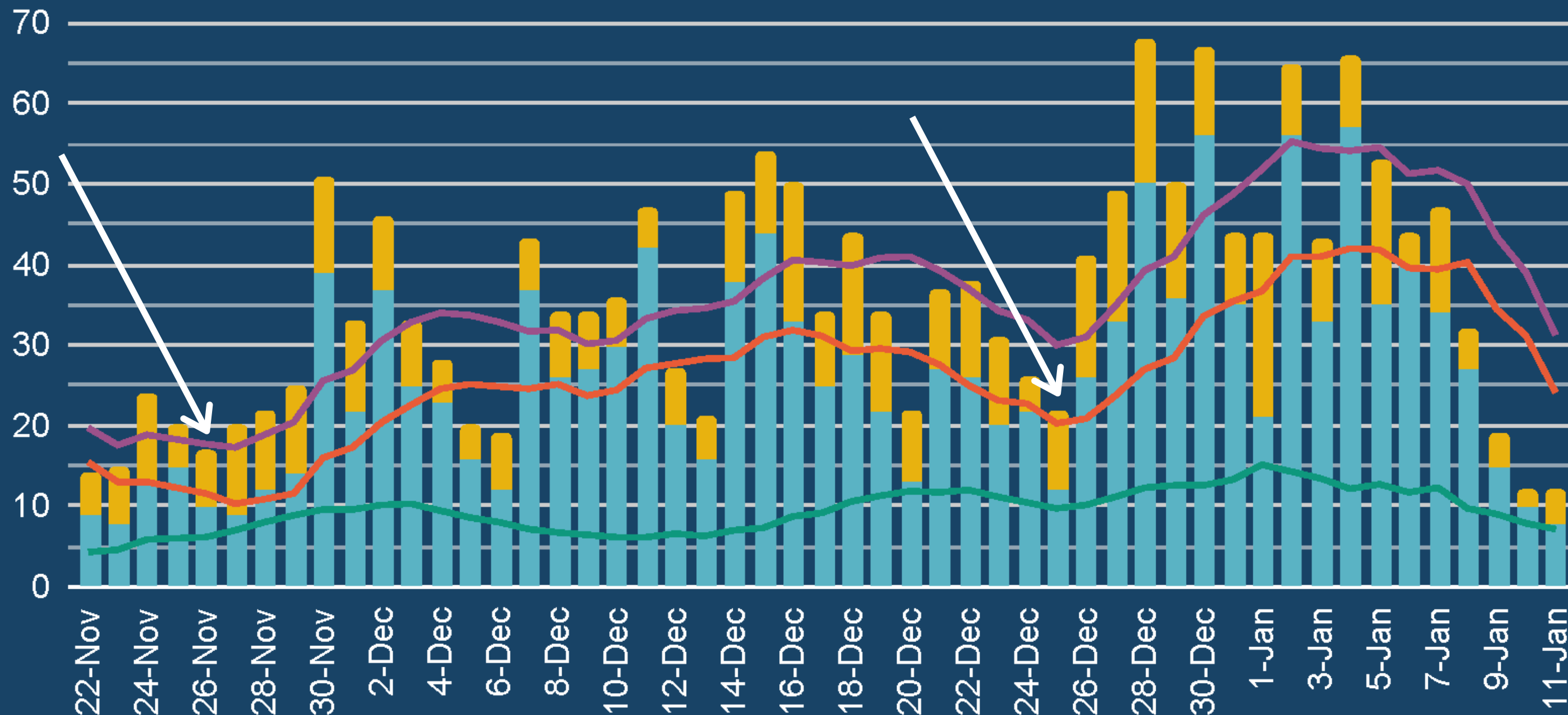
From November 27 to December 4, average daily new cases doubled from 17 to 34.

WINTER BREAK SPIKE

On December 18, average daily new cases were at 40. By the end of break, average daily new cases had reached a new peak of 55

NEW CASES BY PERSON TYPE

- Moving Average Daily New Total Cases
- Moving Average Daily New Student Cases
- Moving Average Daily New Staff Cases
- New Student Cases
- New Staff Cases



SPREAD WITHIN CAMPUSES

EFFECTIVE MITIGATION

5,418 students and staff have completed quarantine for close contact on campus. **1.6%** of those have tested positive with no known external exposure. By contrast, **3.9%** of the population of Frisco ISD students and staff have tested positive and about **4.5%** of the population of Collin and Denton counties have tested positive



BREAKING DOWN THE SPREAD

HIGH-CONTACT CATEGORIES

PREK-2ND

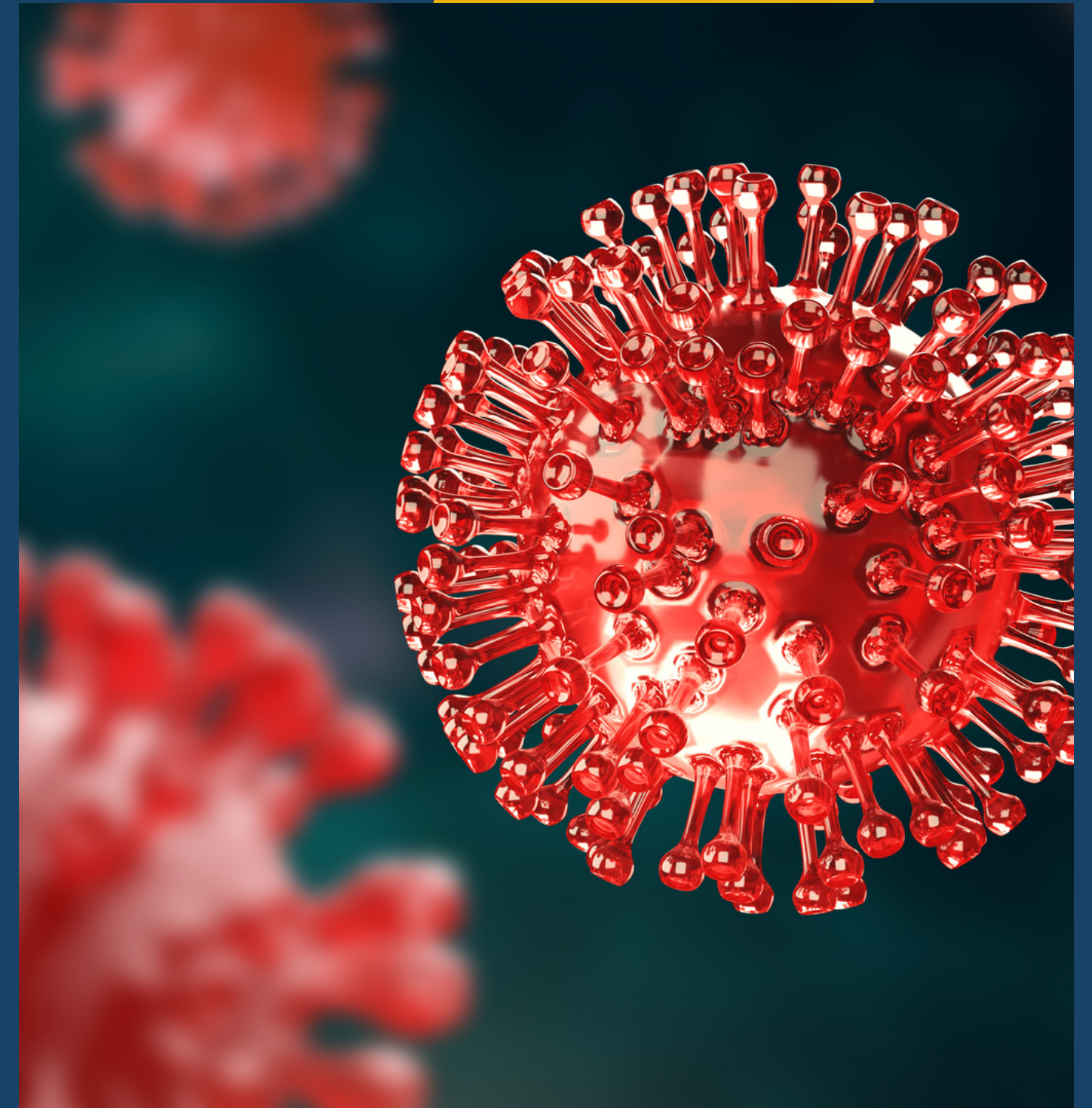
22%

BASKETBALL

17%

OTHER
ATHLETICS

27%

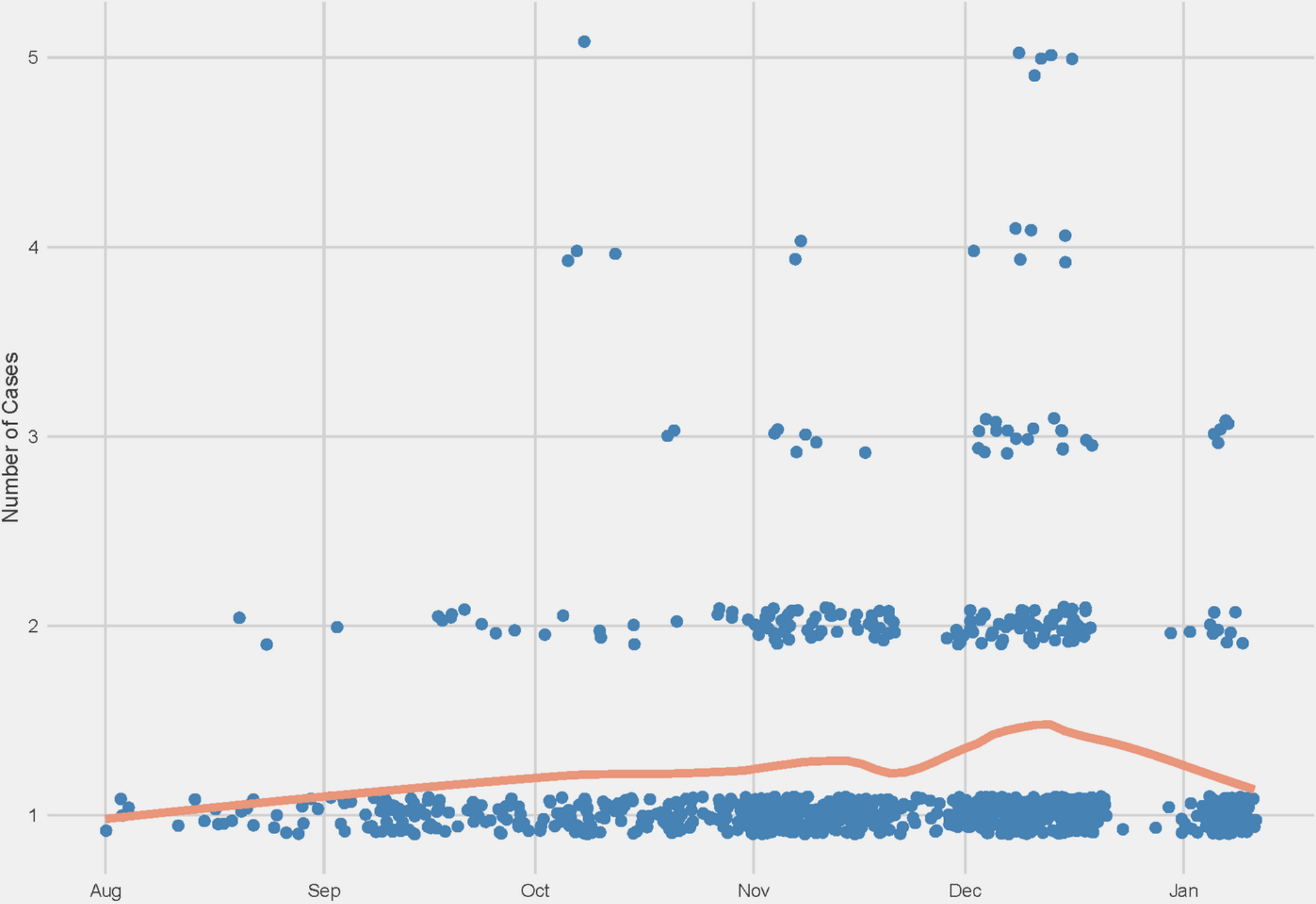


AVERAGE CONCENTRATION OF DAILY CASES



District Covid Trend

8.1.20 – 1-12-21



Reported
On Campus
Cases

Source Data: Frisco ISD

A hand is shown reaching upwards, with the fingers spread. The hand is positioned in the center of the frame. The background is a solid blue color. The word "QUESTIONS?" is written in white, bold, sans-serif capital letters across the middle of the image, partially overlapping the hand. The hand is wearing a dark red sleeve.

QUESTIONS?