

FRISCO INDEPENDENT SCHOOL DISTRICT

# COVID-19 UPDATE

Updated Case Data

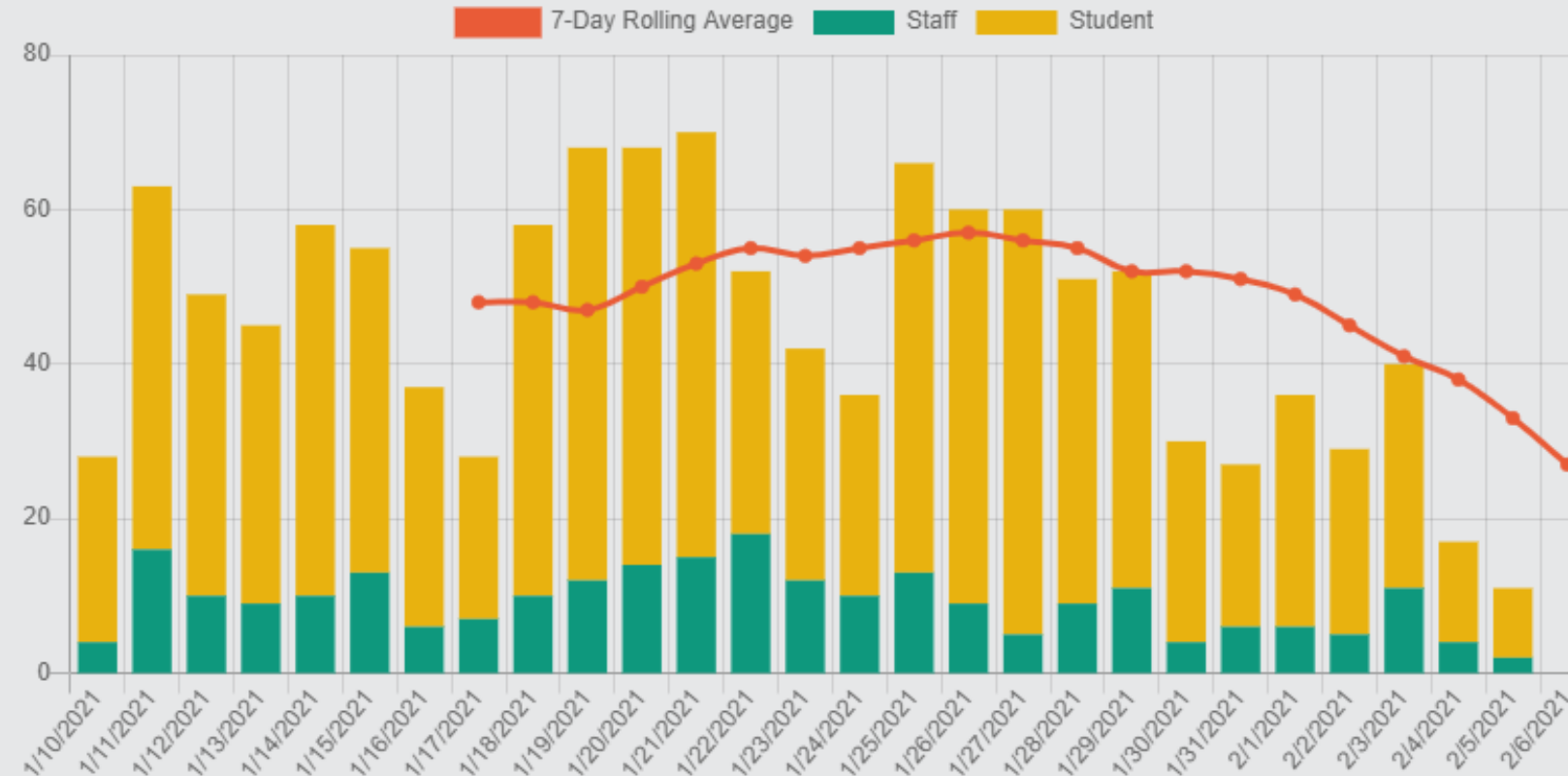


# Frisco ISD COVID-19 Dashboard

## COVID-19 Dashboard

This page updates every day at 8:35PM.

The following graph shows the breakdown of new positive COVID-19 cases involving Frisco ISD students and staff each day for the last 28 calendar days. The line shows the trend in a 7-day rolling average of daily new cases. Positive cases are associated with the date of symptom onset or date of positive test if no symptoms. This date does not necessarily align with the date the case was reported to FISD or communicated to parents and staff.



## Covid-19 Activity Level

**Current Level: Substantial(Feb 1)**

Average Daily New Cases

**50**

Case Trend

**Stable**

Close Contact Positive Rate

**1.68%**

Average Concentration of Daily Cases

**1.59**

Activity Level data is updated at the beginning of each week.

**Average Daily New Cases:** 7-day rolling average of daily new Frisco ISD student and staff cases

**Case Trend:** Trend in 7-day rolling average of daily new Frisco ISD student and staff cases over the prior 14 days

**Close Contact Positive Rate:** Percent of Frisco ISD staff or students with on-campus close contacts and no known external exposure who test positive within 14 days of close contact

**Average Concentration of Daily Cases:** Number of new cases reported by the average campus in Frisco ISD each day

[Learn more about each activity level and the metrics used to determine it.](#)





# FRISCO ISD CASE DATA

## PRIOR TO HALLOWEEN

7-Day average daily new cases were stable at about 10 for most of October

## HALLOWEEN SPIKE

In the first 9 days of November, average new cases increased from 10 to 26

## THANKSGIVING SPIKE

From November 27 to December 4, average daily new cases almost doubled from 18 to 34.

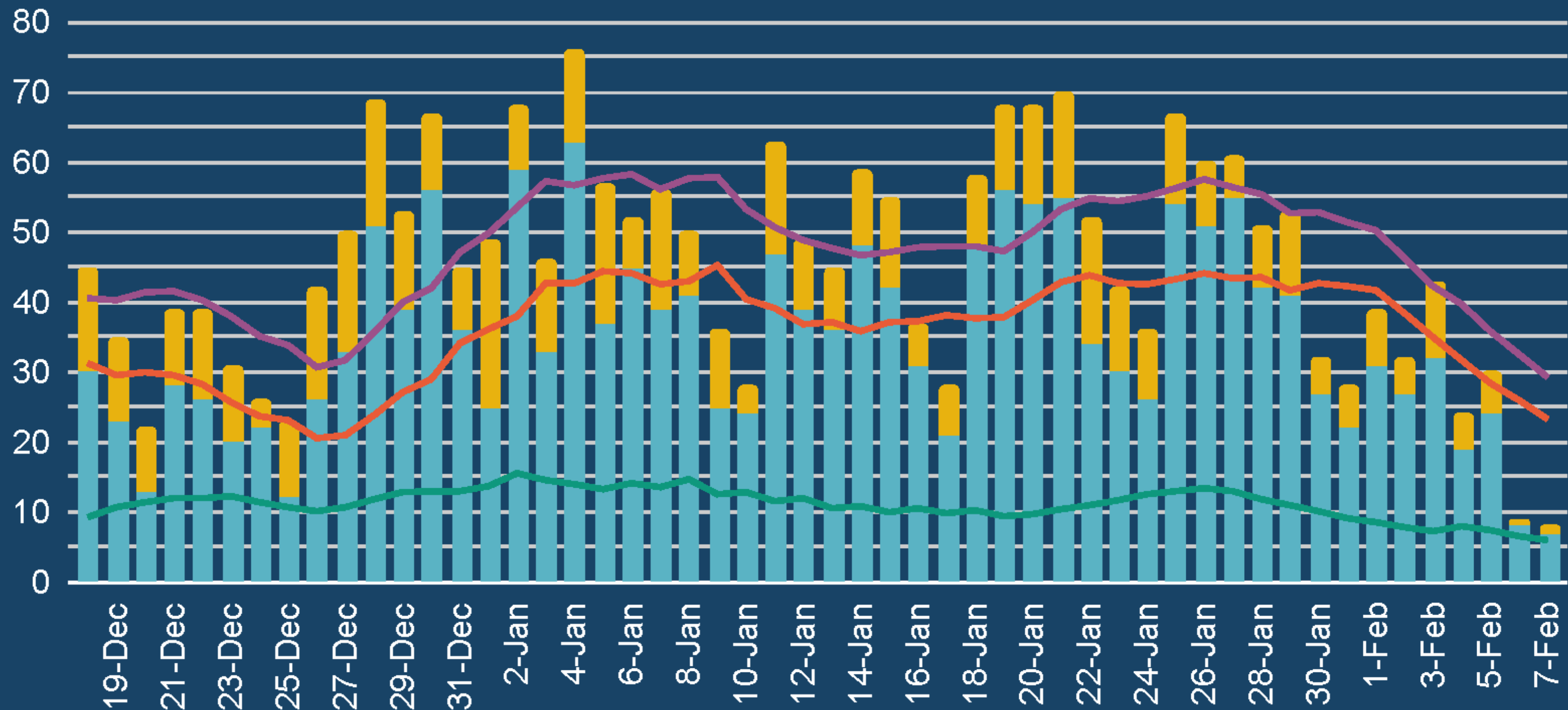
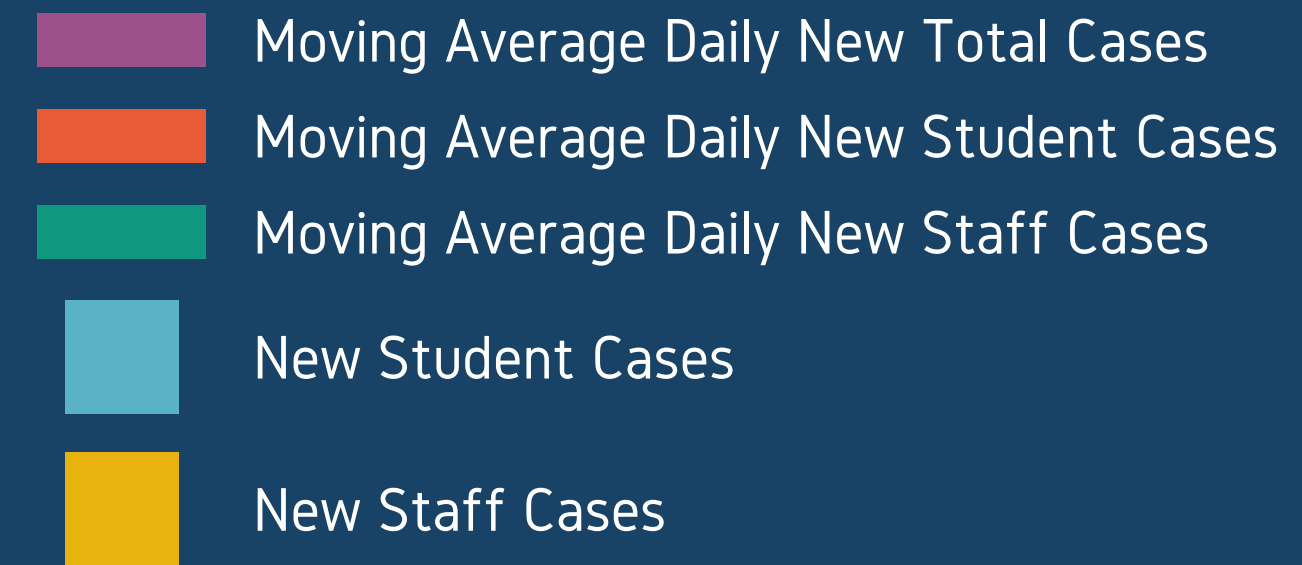
## WINTER BREAK SPIKE

On December 18, average daily new cases were at 41. By the end of break, average daily new cases had reached a new peak of 58.

## CURVE FLATTENING

Since reaching a peak of 58 new cases per day on January 5, cases have stabilized and appear to be decreasing.

# NEW CASES BY PERSON TYPE





# SPREAD WITHIN CAMPUSES

## EFFECTIVE MITIGATION

8,253 students and staff have completed quarantine for close contact on campus. **1.73%** of those have tested positive with no known external exposure. By contrast, **5.8%** of the population of Frisco ISD students and staff have tested positive and about **5.7%** of the population of Collin and Denton counties have tested positive





# BREAKING DOWN THE SPREAD

## HIGH-CONTACT CATEGORIES

PREK-2ND

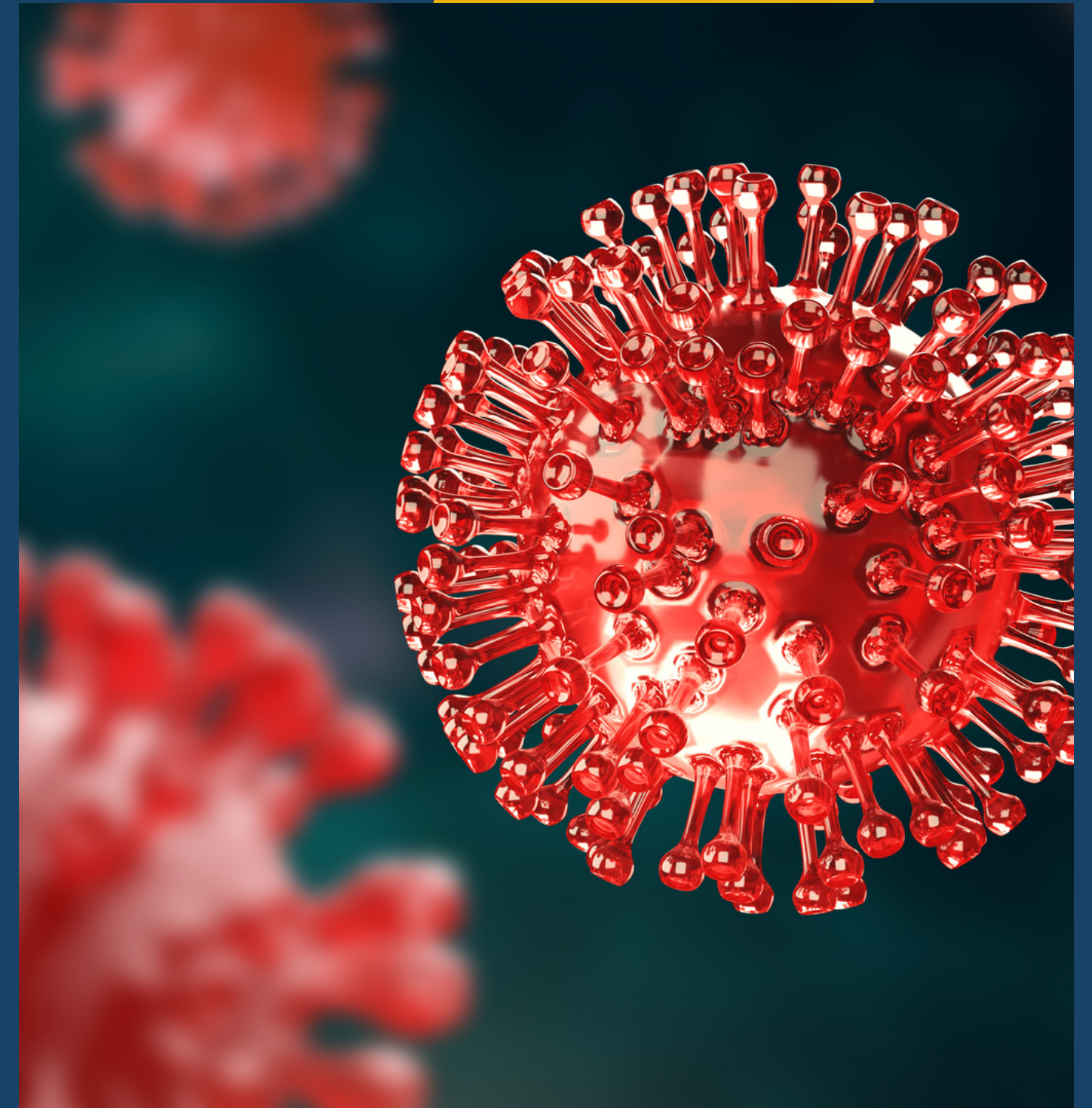
**29%**

BASKETBALL

**15%**

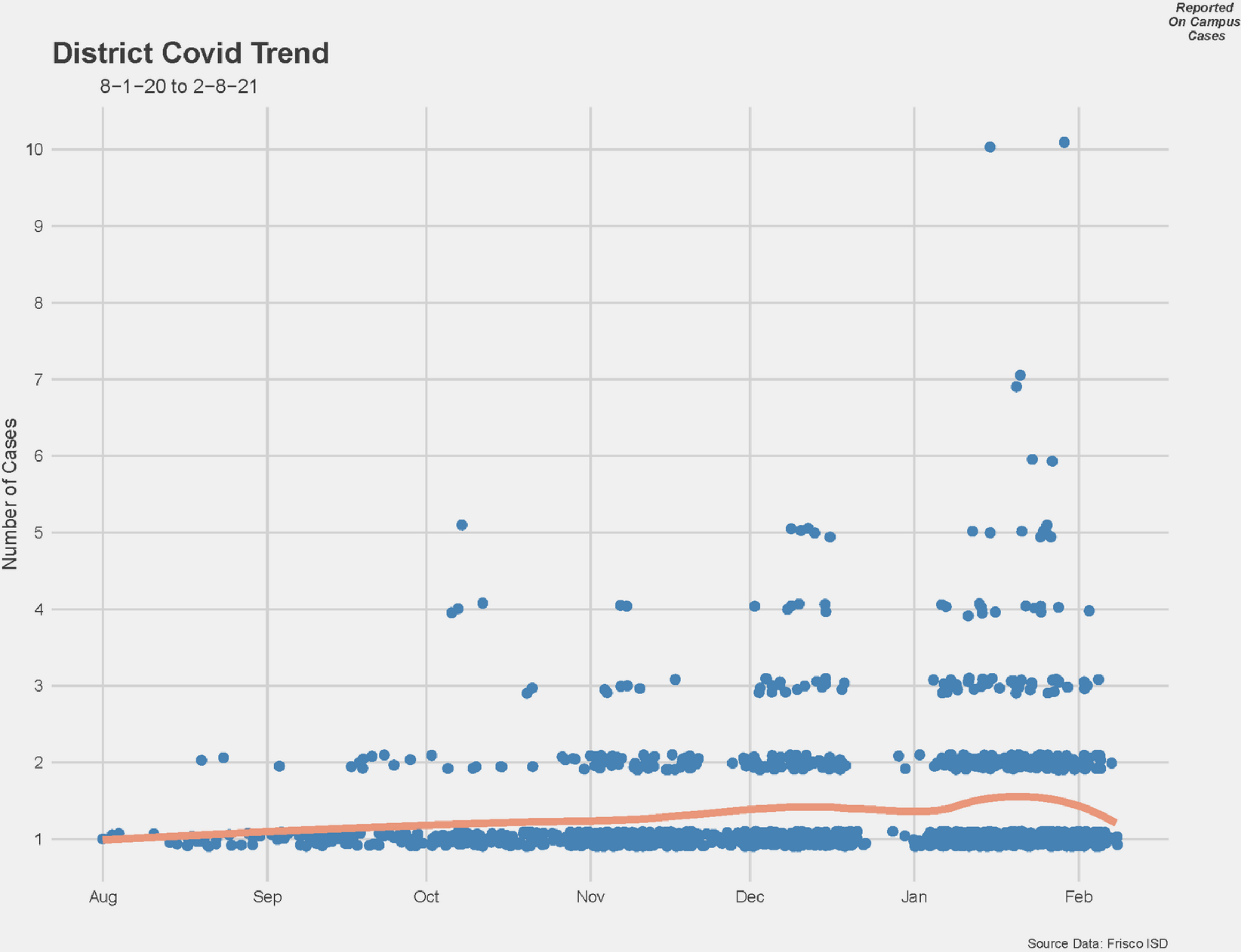
OTHER  
ATHLETICS

**16%**



# AVERAGE CONCENTRATION OF DAILY CASES

The number of cases the average campus in Frisco ISD is expected to report. For February 8: 1.44.



## PREVIOUSLY COVID-19 POSITIVE

While reinfection is rare, it can occur and new variants appear to be resistant to immunity developed from previous infection.

## VACCINATION STATUS

Vaccines are highly effective at preventing people from getting sick with COVID-19, but there is insufficient data to determine how effective they are at preventing individuals from becoming infected with or spreading SARS-CoV-2, the virus that causes COVID-19.

## CONTINUED MITIGATION EFFORTS

All Frisco ISD staff and students, regardless of whether they have had COVID-19 or been vaccinated, must follow Disease Mitigation guidelines.

# DISEASE MITIGATION GUIDELINES





The background of the image shows several hands raised in the air, typical of a classroom or meeting environment. The image is overlaid with a semi-transparent blue filter. The word "QUESTIONS?" is written in large, white, bold, sans-serif capital letters across the center of the image.

**QUESTIONS?**