

# Campus Rating Explanation

## Roach Middle School

### Frisco ISD


Reading/ELA ...  
 X All Students 98%  
 X African Amer 93%  
 X Hispanic 97%  
 X White 99%  
 X Econ Disadv 93%

Writing  
 X All Students 98%  
 X African Amer > 99%  
 X Hispanic > 99%  
 X White 96%  
 X Econ Disadv 97%

Social Studies  
 X All Students 98%  
 X African Amer 98%  
 X Hispanic 97%  
 X White 98%  
 X Econ Disadv 95%

Mathematics  
 X All Students 94%  
 X African Amer 89%  
 X Hispanic 86%  
 X White 97%  
 X Econ Disadv 89%

Science  
 X All Students 87%  
 X African Amer 67%  
 X Hispanic 91%  
 X White 94%  
 X Econ Disadv 81%

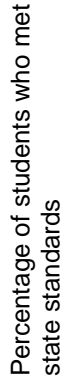


Percentage of students who met state expectations



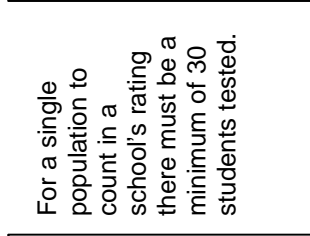
Number of students tested in each category

Science (50%/75%/90%)	202
X All Students	231
X African Amer	45
X Hispanic	35
X White	119
X Econ Disadv	29

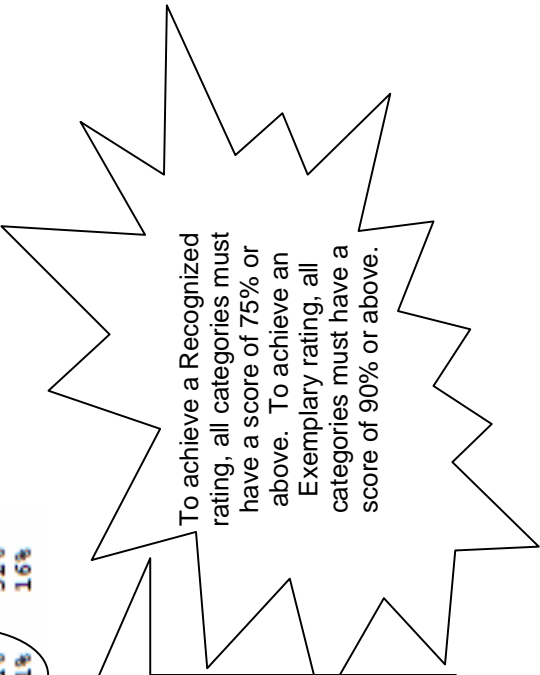


Percentage of students who met state standards

87%
67%
91%
94%
81%



For a single population to count in a school's rating there must be a minimum of 30 students tested.



To achieve a Recognized rating, all categories must have a score of 75% or above. To achieve an Exemplary rating, all categories must have a score of 90% or above.