

Sora


The Student Reading App



1

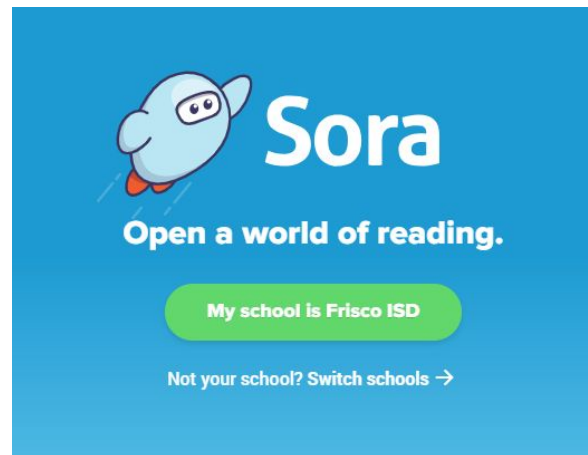
Access Sora

*Download from the App Store
or Google Play*



Access from any web browser

Go to: soraapp.com



2 Find your school

< Back

Is this your school?



Frisco ISD

Frisco ISD
6942 Maple St
Frisco, Texas, USA

A
C
K
1
A

This is my school

Your school name is Frisco ISD

Click on 'This is my school'

If you are in a location outside the Frisco area and you don't see Frisco ISD, click 'My school isn't listed' and type in the access code: **friscoisdtx**

My school isn't listed →

3 Sign into Sora

Sign into your Frisco ISD Sora account with your 6-digit student ID number

Once you have saved this information to your personal device you shouldn't need to enter it again.

< Back

Sign into Frisco ISD

Username

Sign in

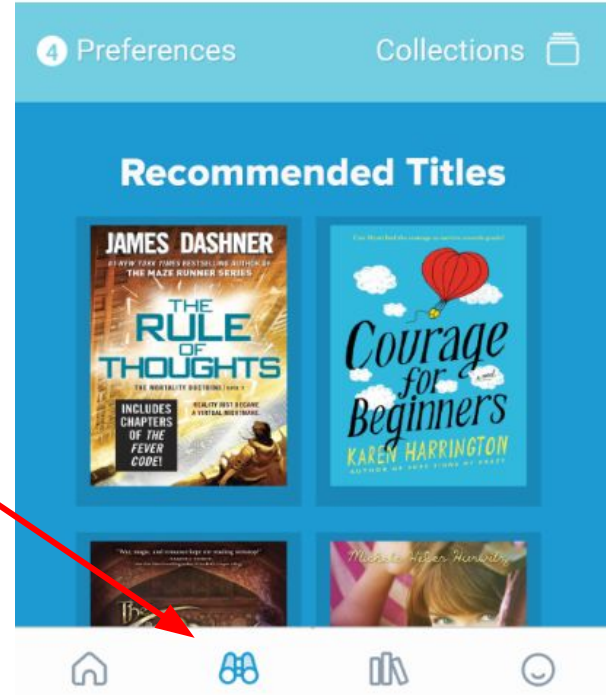
4

Search for your next great read!

Browse the Explore tab and borrow a book. Your book will open so you can start reading right away.



Frisco ISD

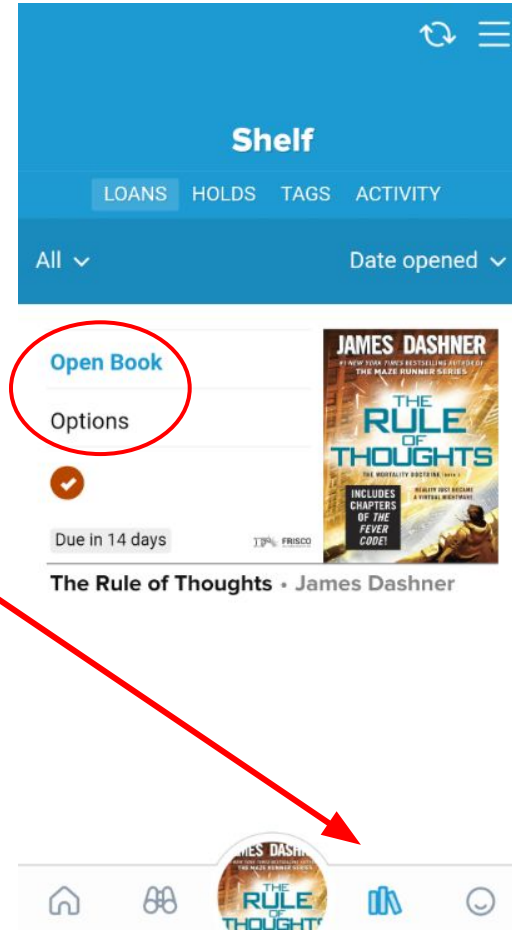


Accessing your borrowed books:

Close the book and go to your Shelf to see all your books .

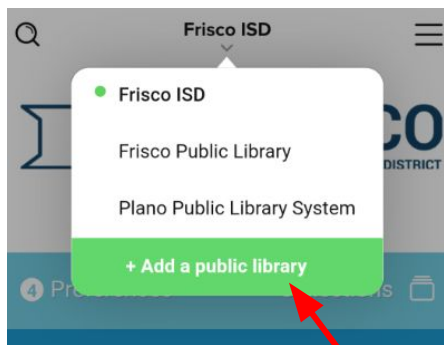
From there, you can:

- Tap Open Book or Open Audiobook to read or listen to the book.
- Tap Options to renew or return the book, get to your notes and highlights, and more.

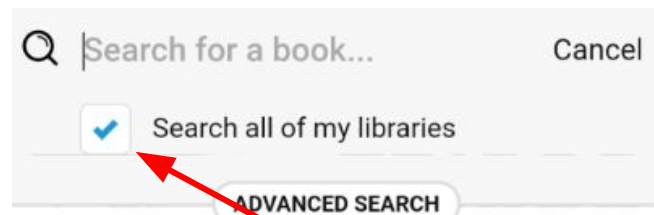


Accessing other libraries

If you have a library card with other public libraries, you can add them to your Sora app and search ALL of your libraries at the same time!



Click Frisco ISD then 'Add a public library' from the dropdown menu.



To search all of your libraries at the same time, click on the magnifying glass and click the box.

NOTE: You will need to 'sign in' to your public library account before you can borrow a book